



Independent Auditor's Report on Special Purpose Financial Information

To,
The Board of Directors,
Route Mobile INC

OPINION

1. We have audited the accompanying special Purpose financial statements of Route Mobile INC ("the Company") which comprises the Balance Sheet as at March 31, 2023, the Statement of Profit and Loss and Statement of Cash Flows for the year then ended, and notes to the financial statements, including a summary of significant accounting policies and other explanatory information (hereinafter together referred to as "the Special Purpose financial statements").
2. In our opinion , the accompanying special Purpose Information/Statement for the year ended March 31, 2023 has been prepared in all Material respects, in accordance with the basis of Accounting specified in notes to the special purpose Financial Statement.

BASIS FOR OPINION

3. We conducted our audit of the financial statements in accordance with the International Standards on Auditing (ISAs), subject to Materiality as specified in audit instructions as described Further in paragraph 10 below. Our responsibilities under those Standards are further described in the 'Auditor's Responsibilities for the Audit of the Financial Statements' section of our report. We are independent of the Group in accordance with the 'Code of Ethics' for Professional Accountants issued by the International Ethics Standards Board for Accountants (ISEBA Code of Ethics) and we have fulfilled our other ethical responsibilities in accordance with these requirements. We believe that the audit evidence we have obtained is sufficient and appropriate to provide a basis for our audit opinion on the financial statements.



BASIS OF ACCOUNTING AND RESTRICTION ON USE AND DISTRIBUTION

4. We draw attention to Note 1 to the Special Purpose Financial Statement which describes the basis of accounting for aforesaid Special Purpose Financial Statement. Special Purpose Financial Statement has been prepared by the management solely for Limited Purpose to enable its ultimate holding Company Route Mobile Limited to prepare its Financial Statements for the year ended 31st March, 2023, and therefore, it may not be suitable for another purpose. This report is issued solely for the aforementioned purpose and intended only for use by the management of the Group and the statutory auditors of the Ultimate Holding company in relation to the audit of Financial Statements of the Ultimate holding company and accordingly, should not be used, referred to or distributed for any other purpose or to any party without our prior written consent. Accordingly, We do not accept or assume any liability or any duty of care for any other person to whom this report is shown or into whose hands it may come without our prior consent in writing.

RESPONSIBILITY OF MANAGEMENT AND THOSE CHARGED WITH GOVERNANCE FOR THE SPECIAL PURPOSE FINANCIAL STATEMENTS

5. The Management is responsible for the preparation of these financial statements that give a true and fair view of the financial position and financial performance of the Company. This responsibility also includes maintenance of adequate accounting records in accordance with the provisions of the Act for safeguarding of the assets of the Company and for preventing and detecting frauds and other irregularities; selection and application of appropriate accounting policies; making judgments and estimates that are reasonable and prudent; and the design, implementation and maintenance of adequate internal financial controls, that were operating effectively for ensuring the accuracy and completeness of the accounting records, relevant to the preparation and presentation of the financial statement that give a true and fair view and are free from material misstatement, whether due to fraud or error.
6. In preparing the financial statements, Management is responsible for assessing the Company's ability to continue as a going concern, disclosing, as applicable, matters related to going concern and using the going concern basis of accounting unless management either intends to liquidate the Company or to cease operations, or has no realistic alternative but to do so.
7. Those Charged with Governance are responsible for overseeing the company's financial reporting process.



AUDITOR'S RESPONSIBILITY FOR THE AUDIT OF SPECIAL FINANCIAL STATEMENT

8. Our objectives are to obtain reasonable assurance about whether the Special Purpose financial statements as a whole are free from material misstatement, whether due to fraud or error, and to issue an auditor's report that includes our opinion. Reasonable assurance is a high level of assurance, but is not a guarantee that an audit conducted in accordance with ISAs will always detect a material misstatement when it exists. Misstatements can arise from fraud or error and are considered material if, individually or in the aggregate, they could reasonably be expected to influence the economic decisions of users taken on the basis of these Special Purpose Financial statements.
9. As part of an audit in accordance with ISAs, we exercise professional judgment and maintain professional scepticism throughout the audit. We also:
 - Identify and assess the risks of material misstatement of the financial statements, whether due to fraud or error, design and perform audit procedures responsive to those risks, and obtain audit evidence that is sufficient and appropriate to provide a basis for our opinion. The risk of not detecting a material misstatement resulting from fraud is higher than for one resulting from error, as fraud may involve collusion, forgery, intentional omissions, misrepresentations, or the override of internal control.
 - Obtain an understanding of internal control relevant to the audit in order to design audit procedures that are appropriate in the circumstances, but not for the purpose of expressing an opinion on the effectiveness of the entity's Internal Control.
 - Evaluate the appropriateness of accounting policies used and the reasonableness of accounting estimates and related disclosures made by management.
 - Conclude on the appropriateness of management's use of the going concern basis of accounting and, based on the audit evidence obtained, whether a material uncertainty exists related to events or conditions that may cast significant doubt on the Company's ability to continue as a going concern. If we conclude that a material uncertainty exists, we are required to draw attention in our auditor's report to the related disclosures in the financial statements or, if such disclosures are inadequate, to modify our opinion. Our conclusions are based on the audit evidence obtained up



to the date of our auditor's report. However, future events or conditions may cause the Company to cease to continue as a going concern.

- Evaluate the overall presentation, structure and content of the financial statements, including the disclosures, and whether the financial statements represent the underlying transactions and events in a manner that achieves fair presentation.

10. As requested by the group auditor in their audit instructions of the Company, we have planned and performed our audit using the materiality level specified in their audit instructions, which is different from the materiality level that we would have used, had we been designing the audit to express an opinion on the special purpose financial information alone. We communicate with the management regarding, among other matters, the planned scope and timing of the audit and significant audit findings that we identify during our audit.

FOR N. DOSI & Co.

Chartered Accountants

Firm Registration No- 0119288W

Nilesh Dosi

Nilesh Dosi

Proprietor

Mem. No. 106858

Place: Mumbai

Date: 16/05/2023

UDIN: 23106858BGW&ZU8814



Route Mobile INC.

Balance sheet as at 31 March 2023

(Amount in USD, except for share data, and if otherwise stated)

	Note	As at 31 March 2023	As at 31 March 2022
ASSETS			
Non-current assets			
Property, plant and equipment	2	2,313	4,138
Current assets			
Financial assets			
Trade receivables	3	28,52,944	8,52,717
Cash and cash equivalents	4	19,67,539	9,13,820
Other Current Assets	5	3,585	9,551
		48,24,068	17,76,087
		48,26,381	17,80,226
Equity and liabilities			
Equity			
Equity share capital	6	200	200
Other equity	7	4,14,193	(23,66,433)
Total equity		4,14,393	(23,66,233)
Liabilities			
Non-current liabilities			
Other non-current liabilities	8	15,58,512	15,54,647
		15,58,512	15,54,647
Current liabilities			
Financial liabilities			
Trade payables	9	26,76,877	25,62,565
Other current liabilities	10	1,76,599	29,246
		28,53,476	25,91,811
		48,26,381	17,80,226

Significant accounting policies and other explanatory information 1-24

This is the Balance Sheet referred to in our report of even date

For N. Dosi & Co.
Chartered Accountants
Firm Reg No : 0119288W

N. Dosi

Nilesh Dosi


Proprietor

M.No : 106858

Place : Mumbai

Date : 16.05.2023

UDIN No- 23106858BGWCrZU8814




For and on behalf of Route Mobile INC

Sandipkumar Gupta

Sandipkumar Gupta

Director



Route Mobile INC.

Statement of Profit and Loss for the year ended 31 March 2023

(Amount in USD, except for share data, and if otherwise stated)

	Note	Year ended 31 March 2023	Year ended 31 March 2022
Revenue from operations	11	1,87,79,445	45,12,979
Other Income	12	5,992	60,743
Total Revenue		1,87,85,437	45,73,723
Expenses			
Purchases of messaging services	13	1,55,03,094	41,77,929
Employee benefit expenses	14	97,418	6,93,920
Depreciation and amortisation expense	15	1,825	2,651
Other expenses	16	79,551	1,88,998
Total expenses		1,56,81,888	50,63,498
Profit / (loss) before tax		31,03,549	(4,89,775)
Tax expense			
Current tax		1,55,026	800
		1,55,026	800
Profit / (loss) for the period		29,48,524	(4,90,575)
Earnings / (loss) per equity share:	22		
Basic and diluted (USD)		14,743	(2,453)
Face value per share (USD)		1.00	1.00
Significant accounting policies and other explanatory information	1-24		

This is the Statement of Profit and Loss referred to in our report of even date

For N. Dosi & Co.
Chartered Accountants
Firm Reg No : 0119288W

Nilesh Dosi

Nilesh Dosi
Proprietor
M.No : 106858
Place : Mumbai
Date : 16-05-2023



For and on behalf of Route Mobile INC

Sandipkumar Gupta

Sandipkumar Gupta
Director



UDIN No-23106858BGRWG2U814

Route Mobile INC
Cash flow statement for the year ended 31 March 2023
(Amount in USD, except for share data, and if otherwise stated)

	31st March 2023	31st March 2022
A. Cash flows from operating activities		
Profit / (loss) before tax	31,03,549	(4,89,775)
Adjustments for:		
Depreciation expense	1,825	2,651
ESOP outstanding reserve	(1,67,898)	1,67,898
Operating profit / (loss) before working capital changes	29,37,476	(3,19,226)
Changes in working capital:		
Adjustments for (increase) / decrease in operating assets:		
Trade receivables	(20,00,228)	(7,93,813)
Other Current Assets	5,967	(7,671)
Adjustments for increase / (decrease) in operating liabilities:		
Trade payables	1,14,312	21,36,518
Other current liabilities	1,47,353	21,465
Cash generated from operating activities	(17,32,596)	13,56,499
Net income tax refund / (paid)	(1,55,026)	(800)
Net cash generated from operating activities (A)	10,49,855	10,36,473
B. Cash flows from investing activities		
Fixed Assets Purchase	0	(1,963)
Net cash generated from / (used in) investing activities (B)	0	(1,963)
C. Cash flows from financing activities		
Advance from related party	3,865	(5,73,598)
Net cash generated used in financing activities (C)	3,865	(5,73,598)
Net increase / (decrease) in cash and cash equivalents	10,53,720	4,60,911
Cash and cash equivalents as at the beginning of the period	9,13,820	4,52,908
Cash and cash equivalents as at the end of the period (A+B+C)	19,67,539	9,13,820
Components of Cash and Cash Equivalents:		
Cash on hand		
Balances with banks		
- in current accounts	19,67,539	9,13,820
Total	19,67,539	9,13,820

For N. Dosi & Co.
Chartered Accountants
Firm Reg No : 0119288W

Nilesh Dosi

Nilesh Dosi
Proprietor
M.No : 106858
Place : Mumbai
Date : 16.05.2023
UDIN No-23106858BGW4ZU8814



For and on behalf of Route Mobile INC

Sandipkumar Gupta
Sandipkumar Gupta
Director



Route Mobile INC.
Statement of Changes in Equity for the year ended 31 March, 2023
(Amount in USD, except for share data, and if otherwise stated)

Equity share capital

Particulars	Note	Number of shares	Amount
As at 31 March 2022	6	200	200
Changes during the year		-	-
As at 31 March 2023		200	200

Other equity

Particulars	Reserves and surplus		Total other equity
	Retained earnings	ESOP O/s reserve	
Balance as at 31 March 2022	(25,34,331)	1,67,898	(23,66,433)
Profit / (loss) for the year	29,48,524	(1,67,898)	27,80,626
Balance as at 31 March 2023	4,14,193	-	4,14,193

As per our report of even date attached

For N. Dosi & Co.
Chartered Accountants
Firm Reg No : 0119288W



Nilesh Dosi

Nilesh Dosi
Proprietor
M.No : 106858
Place : Mumbai
Date : 16.05.2023
UDIN No- 23106858BGRW&ZU8814

For and on behalf of Route Mobile INC

Sandipkumar Gupta
Sandipkumar Gupta
Director



Route Mobile INC

Significant accounting policies and other explanatory information for the year ended 31 March 2023

(Amount in USD, except for share data, and if otherwise stated)

2 Property, Plant & Equipment	Computer/ Laptop	Mobile	Total
Cost			
Balance as at April 1, 2022	12,674	1,584	14,259
Additions during the year	0	-	0
Balance as at March 31, 2023	12,674	1,584	14,259
Depreciation			
Balance as at April 1, 2022	8,647	1,473	10,120
During the year depreciation	1,714	111	1,826
Balance as at March 31, 2023	10,361	1,584	11,946
NET BOOK VALUE			
WDV as on 31 March 2022	4,027	111	4,138
WDV as on 31 March 2023	2,313	(0)	2,313



Route Mobile INC.

Significant accounting policies and other explanatory information for the year ended 31 March 2023
(Amount in USD, except for share data, and if otherwise stated)

	As at 31 March 2023	As at 31 March 2022
3 Trade receivables		
Unsecured, considered good		
Related party receivables	-	-
Other receivables	28,52,944	8,52,717
	<u>28,52,944</u>	<u>8,52,717</u>
Cash and bank balances		
4 Cash and cash equivalents		
Balances with banks:		
- in current accounts	19,67,539	9,13,820
	<u>19,67,539</u>	<u>9,13,820</u>
5 Other current assets		
Other Receivables	2,220	1,520
Prepaid expenses	-	6,667
Advance income tax	833	833
Advance to Suppliers	532	532
	<u>3,585</u>	<u>9,551</u>

	As at 31 March 2023	As at 31 March 2022
6 Equity share capital		
Issued, subscribed and fully paid up		
200 Ordinary Shares of USD 1/= each	200	200
	<u>200</u>	<u>200</u>

(a) Reconciliation of equity shares outstanding at the beginning and at the end of the reporting period	As at 31st March 2023		As at 31st March 2022	
	Number	Amount	Number	Amount
Balance at the beginning of the year	200	200	200	200
Add: Issued during the year	-	-	-	-
Balance at the end of the year	200	200	200	200

Composition of Shareholder:

Name of the Shareholder	No. of Shares	% Holding	No. of Share	% Holding
Route Mobile (UK) Limited	200	100%	200	100%
Total	200	100%	200	100%

	As at 31 March 2023	As at 31 March 2022
7 Other equity		
Surplus in the statement of profit and loss	4,14,193	(25,34,331)
Total other equity	<u>4,14,193</u>	<u>(25,34,331)</u>
Surplus in the statement of profit and loss		
Balance at the beginning of the year	(25,34,331)	(20,43,756)
Add: Profit/(loss) for the period	29,48,524	(4,90,575)
Balance at the end of the year	<u>4,14,193</u>	<u>(25,34,331)</u>
ESOP o/s reserve		
Balance at the beginning of the year	1,67,898	-
Add: Profit for the year	(1,67,898)	1,67,898
Balance at the end of the year	<u>-</u>	<u>1,67,898</u>
Other equity	<u>4,14,193</u>	<u>(23,66,433)</u>
8 Other non-current liabilities		
Loans and Advances from Related Parties	15,58,512	15,54,647
	<u>15,58,512</u>	<u>15,54,647</u>
9 Trade payables		
Related party payables	26,69,132	25,54,400
Other payables	7,745	8,165
	<u>26,76,877</u>	<u>25,62,565</u>
10 Other current liabilities		
Statutory dues	20,360	20,983
Advance from customer	1,064	1,432
Other current liability	1,55,176	6,831
	<u>1,76,599</u>	<u>29,246</u>



Route Mobile INC.

Significant accounting policies and other explanatory information for the year ended 31 March 2023
(Amount in USD, except for share data, and if otherwise stated)

	Year ended 31 March 2023	Year ended 31 March 2022
11 Revenue from operations		
Sale of services		
'Messaging and voice services	1,87,79,445	45,12,979
	<u>1,87,79,445</u>	<u>45,12,979</u>
12 Other income		
Liabilities no longer payable, written back	-	1,596
Foreign exchange gain (net)	5,775	58,642
Other income	217	506
	<u>5,992</u>	<u>60,743</u>
13 Purchases of messaging services		
Purchases of messaging services	1,55,03,094	41,77,929
	<u>1,55,03,094</u>	<u>41,77,929</u>
14 Employee benefit expenses		
Salaries, wages and bonus	2,44,910	5,04,745
Staff welfare expense	10,529	21,277
ESOP expense	(1,58,021)	1,67,898
	<u>97,418</u>	<u>6,93,920</u>
15 Depreciation and amortisation expense		
Depreciation on property, plant and equipment	1,825	2,651
	<u>1,825</u>	<u>2,651</u>
16 Other expenses		
Rent, rates & taxes	315	1,166
Travelling and conveyance	5,507	26,282
Printing and stationery	-	114
Business promotion	699	26,020
Telephone & Mobile Expenses	749	1,788
Legal and professional charges	35,984	66,360
Bank Charges	3,379	1,078
Communication	20,626	21,596
Postage & Courier charges	469	57
Insurance expense	2,278	2,128
Payroll processing charges	954	2,594
Repairs & Maintenance	640	391
Membership & Subscription	6,667	33,333
Miscellaneous expenses	1,285	6,090
	<u>79,551</u>	<u>1,88,998</u>



Route Mobile INC.

Significant accounting policies and other explanatory information for the year ended 31 March 2023
(Amount in USD, except for share data, and if otherwise stated)

17 Fair value measurements

Financial instruments by category:

Particulars	31 March 2023	31 March 2022
	Amortised cost	Amortised cost
Financial Assets - Current		
Trade receivables	28,52,944	8,52,717
Cash and cash equivalents	19,67,539	9,13,820
Other current assets	3,585	9,551
	48,24,068	17,76,087
Financial Liabilities - Current		
Trade payables	26,76,877	25,62,565
Financial liabilities	1,76,599	29,246
	28,53,476	25,91,811

I. Fair value hierarchy

The fair values of the financial assets and liabilities are included at the amount that would be received to sell an asset or paid to transfer a liability in an orderly transaction between market participants at the measurement date. This section explains the judgements and estimates made in determining the fair values of the financial instruments that are (a) recognised and measured at fair value and (b) measured at amortised cost and for which fair values are disclosed in the financial statements. To provide an indication about the reliability of the inputs used in determining fair value, the group has classified its financial instruments into the three levels prescribed under the accounting standard.

Level 1: Level 1 hierarchy includes financial instruments measured using quoted prices. For example, listed equity instruments that have quoted market price.

Level 2: The fair value of financial instruments that are not traded in an active market (for example, traded bonds, over-the-counter derivatives) is determined using valuation techniques which maximise the use of observable market data and rely as little as possible on entity-specific estimates. If all significant inputs required to fair value an instrument are observable, the instrument is included in level 2.

Level 3: If one or more of the significant inputs is not based on observable market data, the instrument is included in level 3. This is the case for unlisted equity securities, contingent consideration and indemnification asset included in level 3.

II. Assets and liabilities which are measured at amortised cost for which fair values are disclosed (It is categorised under Level 2 of fair value hierarchy)

During the periods mentioned above, there have been no transfers amongst the levels of hierarchy.

The carrying amounts of non-current loans, non-current borrowings, trade receivables, cash and cash equivalents, current loans, other current financial assets, trade payables, and other current financial liabilities are considered to be approximately equal to the fair value.



Route Mobile INC.**Significant accounting policies and other explanatory information for the year ended 31 March 2023****(Amount in USD, except for share data, and if otherwise stated)****18 Financial risk management**

The Company has a risk management policy which covers risk associated with the financial assets and liabilities. The risk management policy is approved by Board of Directors. The focus of the risk management committee is to assess the unpredictability of the financial environment and to mitigate potential adverse effect on the financial performance of the company.

The Company's principal financial liabilities comprises of trade and other payables. The main purpose of these financial liabilities is to finance the Company's operations. The Company's principal financial assets include loans, trade receivables, and cash and cash equivalents and bank deposits that derive directly from its operations.

A Credit risk

Credit risk is the risk of financial loss arising from counterparty failure to repay or service debt according to the contractual terms and obligations. Credit risk encompasses of both, the direct risk of default and the risk of deterioration of creditworthiness as well as concentration of risks. Credit risk is controlled by analysing credit limits and credit worthiness of the customer on continuous basis to whom the credit has been granted after obtaining necessary approvals for credit. The financial instruments that are subject to concentration of credit risk principally consist of trade receivables, loans, cash and bank balances and bank deposits

To manage credit risk, the Company follows a policy of providing 30 to 90 days credit to the customers. The credit limit policy is established considering the current economic trends of the industry in which the company is operating.

However, the trade receivables are monitored on a periodic basis for assessing any significant risk of non-recoverability of dues and provision is created accordingly.

Bank balances are held with only high rated banks and majority of other security deposits of company are placed majorly with government agencies if any.

The table below provide details regarding past dues receivables including transaction of the year as at each reporting date:

Particulars	As at 31 March 2023		As at 31 March 2022	
	Related party receivables	Other receivables	Related party receivables	Other receivables
Less than 6 Months	-	28,52,089	-	8,52,001
6 months-1 year	-	139	-	-
1 - 2 year	-	-	(3,223)	-
2 - 3 year	(3,223)	-	-	963
More than 3 year	3,223	716	3,223	(247)
Total	-	28,52,944	-	8,52,717

B Liquidity risk

Liquidity risk is the risk that the Company may not be able to meet its present and future cash and collateral obligations without incurring unacceptable losses. The Company's objective is to maintain optimum levels of liquidity and to ensure that funds are available for use as per requirement.

The liquidity risk principally arises from obligations on account of following financial liabilities viz. borrowings, trade payables and other financial liabilities.

The Company's corporate finance department is responsible for liquidity and funding as well as settlement management. In addition, processes and policies related to such risks are overseen by senior management. Management monitors the Company's net liquidity position through rolling forecasts on the basis of expected cash flows.

The table below summarises the maturity profile of the Company's financial liabilities based on contractual undiscounted payments at each reporting date:

As at 31 March 2023

Particulars	Upto 1 year	Between 1 and 3 years	Beyond 3 years	Total
Financial Liabilities - Current				
Trade payables:				
Related party payables	26,69,132	-	-	26,69,132
Other payables	7,745	-	-	7,745
Other current liabilities	1,76,599	-	-	1,76,599
Total	28,53,476	-	-	28,53,476

C Market Risk**Price risk**

The company have policy of price risk from its investment in mutual funds classified in the balance sheet at fair value through profit and loss.

To manage its price risk arising from the investment, the Group has invested in the mutual fund after considering the risk and return profile of the mutual funds i.e. the debt profile of the mutual fund indicates that the debt has been given to creditworthy banks and other institutional parties and equity investment is made after considering the performance of the stock however company has not invested in such fund.



Route Mobile INC.

**Significant accounting policies and other explanatory information for the year ended 31 March 2023
(Amount in USD, except for share data, and if otherwise stated)**


19 Capital Management

The Company's financial strategy aims to support its strategic priorities and provide adequate capital to its businesses for growth and creation of sustainable stakeholder value. The company funds its operation through internal accruals. The company aims at maintaining a strong capital base largely towards supporting the future growth of its business as a going concern.

The company consider the following component of its Balance sheet to be managed capital: Equity Share capital & Other equity as shown in the balance sheet includes Retained earnings.

The amounts managed as capital by the Company are summarised as follows:

Particulars	As at 31 March 2023	As at 31 March 2022
Equity Share Capital	200	200
Other Equity	4,14,193	(23,66,433)



Route Mobile INC.

**Significant accounting policies and other explanatory information for the year ended 31 March 2023
(Amount in USD, except for share data, and if otherwise stated)**

20 Related party transactions of Route Mobile Inc.

Related party disclosures as required under Indian Accounting Standard 24, "Related party disclosure" are given below:

a) Names of related parties and description of relationship:

Description of relationship	Names of related parties
(i) Holding Company	Route Mobile (UK) Limited
(ii) Ultimate Holding Company	Route Mobile Limited
(iii) Fellow subsidiaries (with whom transactions have taken place)	Routesms Solutions FZE Send Clean Private Limited

b) Details of related party transactions:

Particulars	31 March 2023	31 March 2022
<u>Purchase of message services</u>		
Route Mobile (UK) Limited	1,45,65,417	37,65,719
Route Mobile Limited	7,49,957	73,919
Routesms Solutions FZE	1,87,707	3,22,121
Send Clean Private Limited	-	15,467
<u>Advance received</u>		
Route Mobile (UK) Limited	25,000	50,000
<u>ESOP Reserve</u>		
Route Mobile (UK) Limited	(1,67,898)	1,67,898

c) Balances outstanding at the end of the year

Particulars	31 March 2023	31 March 2022
<u>Trade payable</u>		
Route Mobile (UK) Limited	19,93,421	25,29,652
Route Mobile Limited	4,86,228	22,973
Routesms Solutions FZE	1,87,707	-
Send Clean Private Limited	1,775	1,775
<u>Loan payable</u>		
Route Mobile (UK) Limited	15,58,512	15,54,647



Route Mobile INC.

**Significant accounting policies and other explanatory information for the year ended 31 March 2023
(Amount in USD, except for share data, and if otherwise stated)**

21 There are no operating lease for the year ended 31st March 2023

22 Earnings / (loss) per share

The amount considered in ascertaining the Company's earnings per share constitutes the net profit after tax. The number of shares used in computing basic earnings per share is the weighted average number of shares outstanding during the period. The number of shares used in computing diluted earnings per share comprises the weighted average number of shares considered for deriving basic earnings per share and also the weighted average number of shares which could have been issued on conversion of all dilutive potential shares.

Particulars	Year ended 31 March 2023	Year ended 31 March 2022
Net profit / (loss) after tax attributable to equity shareholders (\$)	29,48,524	(4,90,575)
Weighted average number of shares outstanding during the year - Basic and diluted	200	200
Basic and diluted earnings / (loss) per share (\$.)	14,743	(2,453)
Nominal value per equity share (\$.)	1	1


23 Segment Reporting

In accordance with Indian Accounting Standard (Ind AS) 108, "Operating Segments", segment information has been given in the consolidated financial statements of Route Mobile Limited, and therefore, no separate disclosure on segment information is given in these standalone financial statements.

24 The figures for previous year have been regrouped wherever necessary to make them comparable with the current years figures.

The annexed notes form an integral part of these Financial Statements.

For N. Dosi & Co.
Chartered Accountants
Firm Reg No: 0119288W



Nilesch Dosi
Proprietor
M.No: 106858
Place: Mumbai
Date: 16.05.2023
UDIN No-23166858B67W42U8814



For and on behalf of Route Mobile INC



Sandipkumar Gupta
Director

