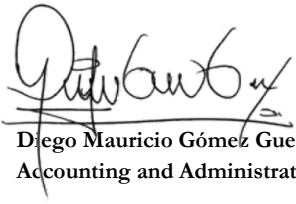


Route Mobile México
Balance sheet as at 31 March 23

	Note	MXN		CLP		MXN		COP	
		As at 31 March 23		As at 31 March 22		As at 31 March 23		As at 31 March 22	
Assets									
Non current assets									
Property, Plant and Equipment	1	0		0		0		0	
Other non-financial non-current assets	2	0		0		0		0	
Other non-current financial assets	3	0		0		0		0	
		0		0		0		0	
Current assets									
Cash and cash equivalents	4	1.154.955		0		295.984.083		0	
Other financial assets	5	0		0		0		0	
Trade Accounts Receivable and Other Accounts Receivable	6	0		0		0		0	
Current Tax Assets	7	5.840		0		1.496.636		0	
		1.160.795		0		297.480.719		0	
Total Assets		1.160.795		0		297.480.719		0	
Equity and liabilities									
Equity share capital	8	100.000		0		25.627.326		0	
Other equity	9	122.816		0		31.474.457		0	
		222.816		0		57.101.783		0	
Non current liabilities									
Other non-current non-financial liabilities	10	879.527		0		225.399.252		0	
		879.527		0		225.399.252		0	
Current liabilities									
Commercial Accounts Payable and Other Accounts Payable	11	17.822		0		4.567.302		0	
Employee Benefits	12	0		0		0		0	
Current Tax Liabilities	13	40.630		0		10.412.383		0	
Deferred tax liability	14	0		0		0		0	
Other current financial liabilities	15	0		0		0		0	
		58.452		0		14.979.685		0	
Total equity and liabilities		1.160.795		0		297.480.719		0	


Rainer Viertel Arango
CEO


Diego Mauricio Gómez Guerra
Accounting and Administrative Manager


José de Jesús Hernández Herrera
External Auditor

These figures were taken from
accounting records. See the related
Audit Repor.


Date: May 10th 2023

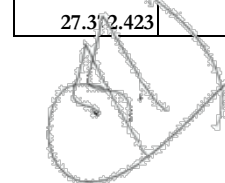
Route Mobile México

Statement of Profit and Loss for the year ended 31 March 23

	Note	MXN				MXN		COP				COP
		Quarter ended				Year ended		Quarter ended				Year ended
		31 March 23	31 December 22	30 September 22	30 June 22	31 March 23	31 March 22	31 March 23	31 December 22	30 September 22	30 June 22	31 March 23
Income	16	170.266	0	0	0	170.266	0	37.947.767	0	0	0	37.947.767
Costs	17	0	0	0	0	0	0	0	0	0	0	0
Gross Profit		170.266	0	0	0	170.266	0	37.947.767	0	0	0	37.947.767
Income related parts								0	0	0	0	0
Costs related parts								0	0	0	0	0
Administration expenses	18	36.500	0	0	0	36.500	0	8.134.880	0	0	0	8.134.880
Selling expenses	19	0	0	0	0	0	0	0	0	0	0	0
Platform and tech costs	20	0	0	0	0	0	0	0	0	0	0	0
Other income	21	0	0	0	0	0	0	0	0	0	0	0
Other expenses	22	0	0	0	0	0	0	0	0	0	0	0
Financial income	23	0	0	0	0	0	0	0	0	0	0	0
Financial expenses	24	0	0	0	0	0	0	0	0	0	0	0
Profit before tax		133.766	0	0	0	133.766	0	29.812.887	0	0	0	29.812.887
Tax expense												
Current tax		10.950	0	0	0	10.950	0	2.440.464	0	0	0	2.440.464
Tax adjustment in respect of earlier years		0	0	0	0	0	0	0	0	0	0	0
Deferred tax (credit)/charge		0	0	0	0	0	0	0	0	0	0	0
		10.950	0	0	0	10.950	0	2.440.464	0	0	0	2.440.464
Profit for the year		122.816	0	0	0	122.816	0	27.372.423	0	0	0	27.372.423


Rainer Viertel Arango
CEO


Diego Mauricio Gómez Guerra
Accounting and Administrative Manager


José de Jesús Hernández Herrera
External Auditor

These figures were taken from accounting records. See the related Audit Report.


Date: May 10th 2023

ROUTE MOBILE MEXICO
CASH FLOW STATEMENT
(Expressed in MXN)

Statement of cash flows	MARCH 31ST 2023
Profit (lost)	122.816
Increase in accounts receivable of commercial origin	-
Increase in other accounts receivable derived from operating activities	(5.840)
Increase in accounts payable of commercial origin	17.822
Increase in other accounts payable derived from operating activities	920.157
Net cash flows from (used in) operating activities	932.139
Shareholder contributions	-
Heritage difference	100.000
Net cash flows from (used in) financing activities	100.000
Net increase (decrease) in cash and cash equivalents	1.154.955
Cash and cash equivalents as of December 31st, 2022	-
Cash and cash equivalents at the end of the period	1.154.955



RAINER VIERTÉL ARANGO
CEO



DIEGO MAURICIO GÓMEZ GUERRA
ACCOUNTING AND ADMINISTRATIVE MANAGER



JOSE DE JESÚS HERNANDEZ HERRERA
EXTERNAL AUDITOR

These figures were taken from accounting records. See the related Audit Repor.

Date: May 10th 2023

Route Mobile México

Significant accounting policies and other explanatory information as at and for the year 31 March 23

1 Property, plant and equipment

Particulars	Furniture	Processing equipment	Total
Gross block			
Balance as at 1 April 22			-
Additions			-
Disposals			-
Balance as at 31 March 23	-	-	-
Accumulated depreciation and amortisation			
Balance as at 1 April 22			-
Depreciation and amortisation			-
Transfer from Right of use assets *			-
Disposals			-
Balance as at 31 March 23	-	-	-
Net block			
Balance as at 31 March 2022	-	-	-
Balance as at 31 March 23	-	-	-

Route Mobile México

Significant accounting policies and other explanatory information as at and for the year 31 March 23

2 Intangible assets

Particulars	Licence	Total
Gross block		
Balance as at 1 April 22		-
Additions		-
Disposals		-
Balance as at 31 March 23	-	-
Accumulated depreciation and amortisation		
Balance as at 1 April 22		-
Depreciation and amortisation		-
Transfer from Right of use assets *		-
Disposals		-
Balance as at 31 March 23	-	-
Net block		
Balance as at 31 March 2022	-	-
Balance as at 31 March 23	-	-

Route Mobile México

Significant accounting policies and other explanatory information as at and for the year 31 March 23

	MXN As at 31 March 23	CLP As at 31 March 22	MXN As at 31 March 23	COP As at 31 March 22
3 Other non-current financial assets	0,00	0,00	0,00	0,00
	0,00	0,00	0,00	0,00
4 Cash and cash equivalents				
Banks	1.154.955,00	0,00	295.984.083,00	0,00
	1.154.955,00	0,00	295.984.083,00	0,00
5 Other financial assets	0,00	0,00	0,00	0,00
	0,00	0,00	0,00	0,00
6 Trade Accounts Receivable and Other Accounts Receivable				
Customers	0,00	0,00	0,00	0,00
Other Accounts Receivable	0,00	0,00	0,00	0,00
	0,00	0,00	0,00	0,00
7 Current Tax Assets				
Advance Of Tax Or Balances In Favor	5.840,00	0,00	1.496.635,84	0,00
	5.840,00	0,00	1.496.635,84	0,00
8 Equity share capital				
Issued, subscribed and paid up	100.000,00	0,00	25.627.326,00	0,00
	100.000,00	0,00	25.627.326,00	0,00
9 Other equity				
Reserves	0,00	0,00	0,00	0,00
Exercise Profit	122.816,00	0,00	27.372.423,18	0,00
Accumulated earnings	0,00	0,00	0,00	0,00
Conversion adjustments	0,00	0,00	4.102.033,41	0,00
	122.816,00	0,00	31.474.456,59	0,00
10 Other non-current non-financial liabilities				
Other	879.527,00	0,00	225.399.251,55	0,00
	879.527,00	0,00	225.399.251,55	0,00
11 Commercial Accounts Payable and Other Accounts Payable				
Costs And Expenses To Pay	17.822,00	0,00	4.567.302,04	0,00
	17.822,00	0,00	4.567.302,04	0,00
12 Employee Benefits				
Employee Benefits	0,00	0,00	0,00	0,00
	0,00	0,00	0,00	0,00
13 Current Tax Liabilities				
Current Tax	40.630,00	0,00	10.412.382,55	0,00
	40.630,00	0,00	10.412.382,55	0,00
14 Deferred tax liability	0,00	0,00	0,00	0,00
	0,00	0,00	0,00	0,00
15 Other current financial liabilities	0,00	0,00	0,00	0,00
	0,00	0,00	0,00	0,00

Route Mobile México

Significant accounting policies and other explanatory information as at and for the year 31 March 23

	MXN	MXN	MXN	MXN	MXN	COP	COP	COP	COP
	Quarter ended				Year ended	31 March 23	31 December 22	30 September 22	30 June 22
	31 March 23	31 December 22	30 September 22	30 June 22	31 March 23				
16 Income	170.266,00	0,00	0,00	0,00	170.266,00	37.947.767	0	0	0
	170.266,00	0,00	0,00	0,00	170.266,00	37.947.767	0	0	0
17 Costs	0,00	0,00	0,00	0,00	0,00	0	0	0	0
	0,00	0,00	0,00	0,00	0,00	0	0	0	0
18 Administration expenses									
Services	36.500,00	0,00	0,00	0,00	36.500,00	8.134.880	0	0	0
Legal Expenses	0,00	0,00	0,00	0,00	0,00	0	0	0	0
Bank Expenses	0,00	0,00	0,00	0,00	0,00	0	0	0	0
	36.500,00	0,00	0,00	0,00	36.500,00	8.134.880	0	0	0
19 Selling expenses									
Employee Benefits	0,00	0,00	0,00	0,00	0,00	0	0	0	0
Leases	0,00	0,00	0,00	0,00	0,00	0	0	0	0
Other	0,00	0,00	0,00	0,00	0,00	0	0	0	0
	0,00	0,00	0,00	0,00	0,00	0	0	0	0
20 Platform and tech costs									
Employee Benefits	0,00	0,00	0,00	0,00	0,00	0	0	0	0
	0,00	0,00	0,00	0,00	0,00	0	0	0	0
21 Other income									
Other	0,00	0,00	0,00	0,00	0,00	0	0	0	0
	0,00	0,00	0,00	0,00	0,00	0	0	0	0
22 Other expenses									
Other	0,00	0,00	0,00	0,00	0,00	0	0	0	0
	0,00	0,00	0,00	0,00	0,00	0	0	0	0
23 Financial income									
Exchange Difference	0,00	0,00	0,00	0,00	0,00	0	0	0	0
	0,00	0,00	0,00	0,00	0,00	0	0	0	0
24 Financial expenses									
Exchange Difference	0,00	0,00	0,00	0,00	0,00	0	0	0	0
	0,00	0,00	0,00	0,00	0,00	0	0	0	0